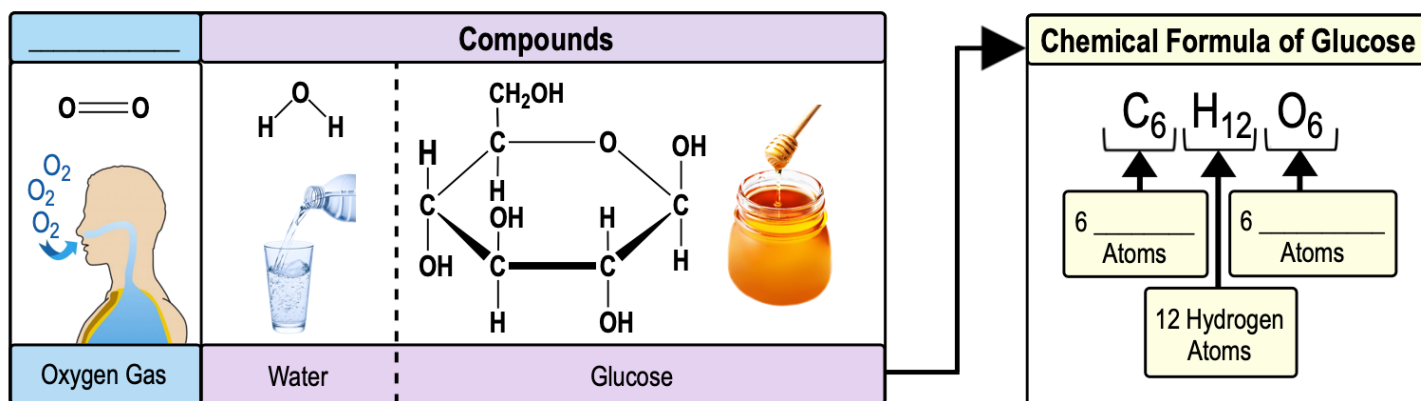


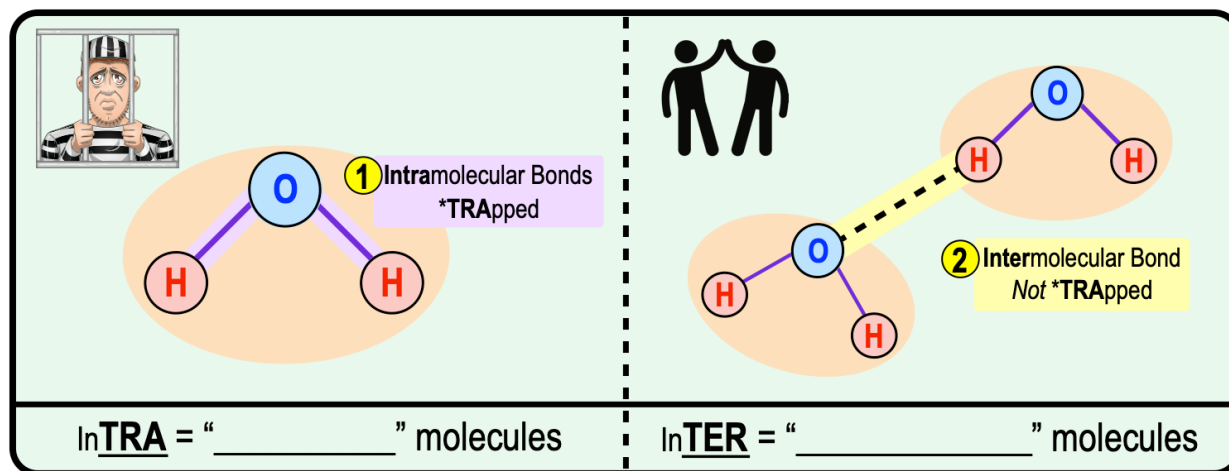
CONCEPT: INTRODUCTION TO CHEMICAL BONDING

- **Chemical _____**: attractive forces *between* atoms, holding them *together* to form *molecules & compounds*.
 - _____: substance containing ≥ 2 *chemically bound* _____ (ex. O_2).
 - _____: *complicated* molecule composed of ≥ 2 different _____ (ex. H_2O).
 - **Chemical Formula**: reveals the _____ & _____ of atoms in a molecule (ex. $C_6H_{12}O_6$).



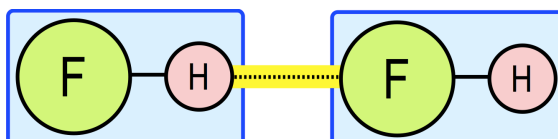
Intramolecular vs. Intermolecular Bonds

- Bonds between atoms can either be _____-molecular or _____-molecular:
 - 1 Intramolecular Bonds**: interactions between atoms within the _____ molecule.
 - 2 Intermolecular Bonds**: interactions between atoms of _____ molecules.



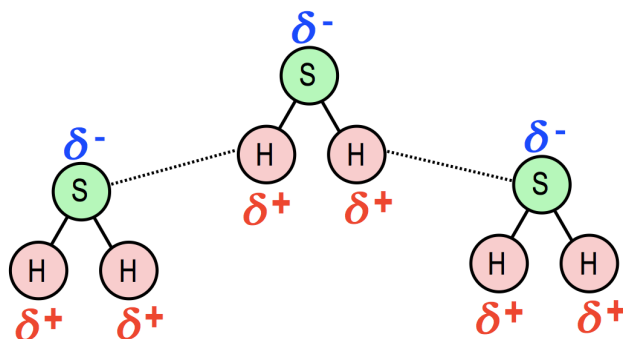
EXAMPLE: The Hydrogen Fluoride (HF) molecules below are interacting with each other through which types of bonds?

- Intramolecular Bonds.
- Extramolecular Bonds.
- Intermolecular Bonds.
- None of the Above.

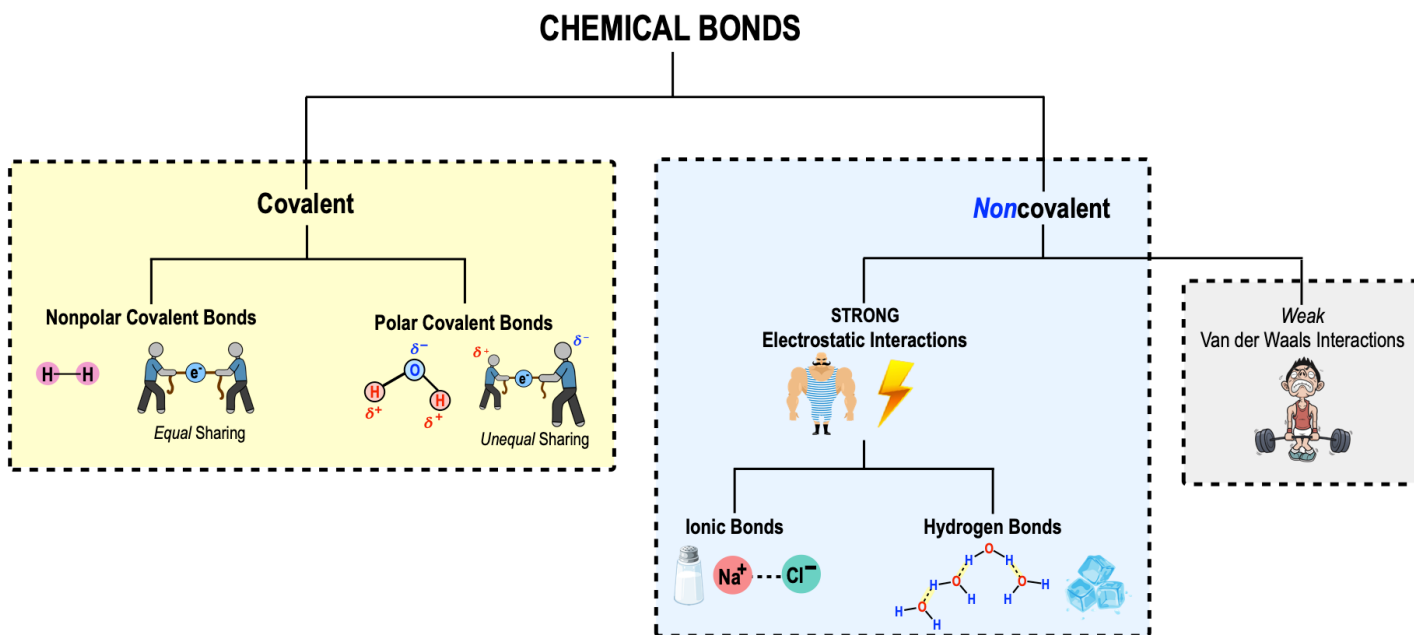


CONCEPT: INTRODUCTION TO CHEMICAL BONDING

PRACTICE: Appropriately label all of the chemical bonds in this image as either intramolecular or intermolecular.



Map of the Lesson on Chemical Bonding



PRACTICE: According to the map above, which of the following are types of covalent bonds?

- a) Polar.
- b) Van der Waals.
- c) Ionic.
- d) Hydrogen.
- e) None of the above.